

Print Shop™ GRAPHICS LIBRARY™

Disk 2 Instructions

Introduction:

Brøderbund has received an overwhelming number of requests from owners of The Print Shop for special graphics depicting everything from Mother Goose to a DNA strand. Disk 2 reflects these requests. The vast majority of graphics included fall into the following categories, which we are pleased to offer you now: Jobs, Hobbies, People, Places, Travel, Health, Music and more. Thanks, Print Shop owners, for all your enthusiasm and imagination!

Getting Started:

The Print Shop Graphics Library, Disk 2 is easy to use. All you need is The Print Shop to get started. You will be using The Print Shop in exactly the same way as you have before. Just start up the program and follow the prompts that appear on the screen.

Using Disk 2 Graphics:

Select your choice of GREETING CARD, SIGN, LETTERHEAD or BANNER from the Main Menu of The Print Shop. When you reach CHOOSE A GRAPHIC, highlight FROM OTHER DISK. NOTE: As with the original Print Shop program disk, use Side A of the Graphics Library disk (label side up) if you have a non-Commodore printer connected to your computer via a serial-to-parallel interface device. Use Side B of the Graphics Library disk (label side down) if you have a Commodore VIC 1525 or MPS-801 graphics printer connected directly. Note also that Commodore VIC-1525 and MPS-801 printers will produce finished graphics that may vary slightly from those shown on the reference card.


Once you have inserted The Print Shop Graphics Library, Disk 2 into the drive, follow the prompts. Type in the *name* of the graphic you want. If you get a message that the graphic cannot be found, make sure that the name of the graphic is spelled correctly, that the disk is in the drive, and that you are looking at the appropriate side of the disk.

Modifying Disk 2 Graphics:

You can also modify your new Print Shop graphics with the GRAPHIC EDITOR and then save them to another data disk. After selecting Graphic Editor, type CTRL-G, then highlight FROM OTHER DISK and follow the prompts. Type in the name of the graphics you want to modify.

PrintShop™ GRAPHICS LIBRARY™

Disk 2 Graphics



2



SIESTA



KING



PHARAOH



WEDDING



JET




SHIP



SHIP 2



PLANE



TRAIN



CABLE CAR




CITY



PARIS



PISA



WINDMILL



LIBERTY



TOTEM



MAP



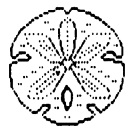
WORLD



STAMP



BEACH



SHELL



DESERT*



WISH



MICROSCOPE



CHEM



RX



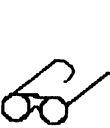
NURSE



DOCTOR



DNA*



GLASSES



GET WELL



BRUSH



CANDLE



TIME



TORCH



VANE



BOWL



SKI



KARATE



SCUBA



RACER



GOLF



SOCCER



FOOTBALL



GEESE



STAG



WHALE



CAT



FLAMINGO



CAMEL



SHEEP



KOALA



EASTER



SHAMROCK



JULY 4



CROSS



STAR



HANDS



CAROUSEL



CAMEO



GRAPES*



DRAGON



PLANTS



FISH*

*Works well as a Tile Pattern too!