

COMPUTER SONG ALBUM™



# ON STAGE

You control computer-generated instrument sounds  
and special effects to...

**ON THE ROAD AGAIN**  
**EASE ON DOWN THE ROAD**  
**RISE**  
**DUELLING BANJOS**

Plus four other chartbusters.

for the **COMMODORE 64** with disk drive.

**SIGHT & SOUND**  
Music Software, Inc.

We unleash the music in you.™

**ON STAGE**

A COMPUTER SONG ALBUM for the **COMMODORE 64** with disk drive.

**SIGHT & SOUND**  
Music Software, Inc.

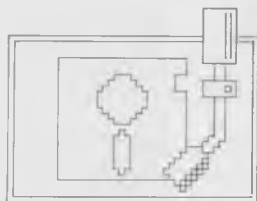
CNC-SM4-C



# COMPUTER SONG ALBUM™

## Instruction Manual

SIGHT & SOUND  
Music Software, Inc.



# COMPUTER SONG ALBUM™

## EQUIPMENT

To use any of the Computer Song Albums you need the following:

1. A Commodore 64 computer
2. A disk drive compatible to Commodore 64
3. A monitor or T.V. with sound and picture. A color set is preferred.

Connect all equipment as described in your Commodore 64 User's Guide.

## OPTIONAL EQUIPMENT

1. **Joystick** - must be compatible with Commodore 64.

2. **The Music Processor** - with this music program you can edit your Computer Song Album songs. You can change instrument sounds, change SID chip settings, and actually 'POKE' around in the song data to manipulate lyrics, melody, accompaniment, and special effects. With The Music Processor, you're totally in control.

©1984 by M. Peter Engelbrite *All Rights Reserved*

No claim to copyright is made for songs contained on this album.

All songs are independently licensed for use on this album.

COMPUTER SONG ALBUM is a trademark of Sight & Sound Music Software, Inc.

COMMODORE is a registered trademark of Commodore Business Machines, Inc.

**3. The Music Video Kit** - with this graphics program you can create unique and exciting visuals. Then, you can incorporate them into your Computer Song Album songs to be displayed in perfect time with the music.

**Note:** Both The Music Processor and The Music Video Kit are available from your dealer or Sight & Sound Music Software, Inc.

4. You can improve the sound quality by hooking your 64's audio to your stereo or other sound system such as a musical instrument amplifier. See the Commodore 64 User's Guide for details.

## **TO LOAD THE SONG ALBUM**

1. Power up your computer, monitor, and disk drive.
2. Insert the Computer Song Album disk.
3. Type LOAD "\*",8 and press RETURN.
4. Type RUN and press RETURN.
5. Wait a few minutes for the program to load. The disk drive makes a rattle noise and there are a few seconds of black screen.
6. When loading is complete, the Song Album Menu appears on the screen.

**Note:** If you have the program The Music Processor, load it instead. Once loaded, remove The Music Processor disk and insert The Computer Song Album disk. Press RETURN, and the menu appears for the particular Computer Song Album you're using.

Also, you may consider loading The Music Video Kit, in which case, you can use it to edit your graphics - see The Music Video Instruction Manual.

# TO PLAY A TUNE

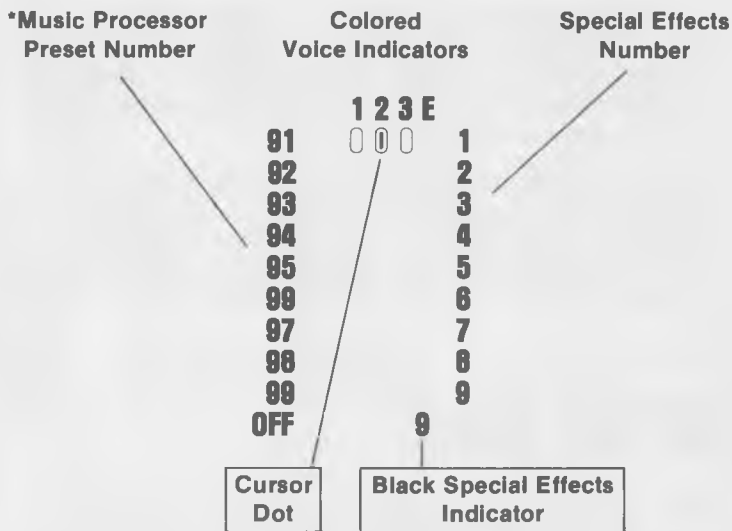
Your Computer Song Album has pre-programmed songs. The list of songs appears on the Main Menu. To play one:

1. Choose one of the titles
2. Press the letter key indicated.
3. The disk drive starts to turn and loads the song file.
4. When loading is finished, the song automatically begins to play.
5. When the song is finished the program returns to the Main Menu.

Note: Anytime you'd like to stop a song before it's finished, simply press "Q" or RUN/STOP to quit. The Main Menu reappears on the screen.

While a song is playing, you can:

- Change Tempo (how fast the song plays) by pressing the number keys 0 through 9 — 0 is the slowest; 9 is the fastest. You can also make slight variations in Tempo by tapping several times on the + key to increase tempo; the - key to decrease.
- Use the joystick (or cursor controls) to change instrument sounds. Move the joystick (or press a cursor button) and a small display appears at the right of the screen.



- The **colored circles** correspond to each of the dancing colored notes (Voice 1, 2, or 3).
- The **numbers** on the left indicate 9 pre-programmed instruments or “presets”. \*Note: the numbers correspond to the 99 presets available on a companion program called The Music Processor. More about this on page 7.
- The **numbers** on the right are special effects.
- The **black circle** indicates which special effect you’ve chosen (E).

Note: If you’re using The Music Processor, refer to the Instruction Manual on how to change the Presets Display in your Computer Song Album songs.

To use:

1. While a song is playing, move the white cursor dot to the left or right to one of the colored circles.
2. Move the circle up or down to the chosen instrument sound. Note: A little dot remains behind to indicate what instrument is still playing.

3. When ready, press the Fire Button and the new instrument starts to play on the corresponding colored note. Or in the case of the black circle, the chosen Special Effect is turned on. You also can use the E key to toggle Special Effects on and off.

To turn off Special Effects or the sound of any dancing note, move the circle to OFF and press the fire button. Note: When using the cursor controls instead of the joystick, the new sound or effect begins automatically when the circle is moved.

## **REPEAT MODE**

Press the R key while a song is playing. This causes the song to play continually until you press the Q or RUN/STOP to stop it.

## **JUKEBOX MODE**

Press the F7 function key and each song on The Computer Song Album plays one after another - just like a real jukebox.

To exit the Jukebox mode, press Q or RUN/STOP.

Note: You can change the order in which songs play in the Jukebox mode by using the optional program The Music Processor. Refer to its instructions for details.

## **PAUSE**

If you'd like a song to pause during playback, press RETURN. Press RETURN again to continue playback.

# **COMPUTER SONG ALBUMS and THE MUSIC PROCESSOR**

All the songs on your Computer Song Albums are completely compatible with THE MUSIC PROCESSOR, a music program from Sight & Sound Music Software, Inc. Using it, you can change instrument sounds, change arrangements, modify presets, and much more.

When using The Music Processor with Computer Song Albums, refer to The Music Processor Instruction Manual.

# **COMPUTER SONG ALBUMS and THE MUSIC VIDEO KIT**

Your Computer Song Albums are compatible with The Music Video Kit, a graphics package from Sight & Sound Music Software, Inc. Using it, you can create exciting visual and graphics effects using sprites and character generation.

And what's more, you'll see your video creation play back in perfect time with the music on the Computer Song Albums.

When using The Music Video Kit with The Computer Song Albums, refer to The Music Video Kit Instruction Manual.



## LIMITED WARRANTY

Sight & Sound Music Software, Inc. warrants, to the original consumer purchaser (the "Purchaser") only, this product against defects in material and workmanship for a period of ninety (90) days from the date of purchase. (Be certain to obtain a bill of sale — keep it and your cancelled check or charge card receipt.) During the warranty period, Sight & Sound Music Software, Inc. will repair or, at its option, replace, at no charge, this product provided that the product is returned to Sight & Sound Music Software, Inc. at the address shown below. In the event replacement is elected by Sight & Sound Music Software, Inc., any replacement product shall be warranted under the terms of this warranty for the remainder, if any, of the original ninety (90) day period.

This warranty does not apply if the product has been damaged by accident, abuse, misuse or misapplication, or as a result of service or modification by other than Sight & Sound Music Software, Inc.

When returning this product\*, be sure to include your name, address, telephone number, a description of the problem and proof of the date of retail purchase such as bill of sale or cancelled check. Return the product postage prepaid and insured. Sight & Sound Music Software, Inc. will not accept any product that has been sent C.O.D. A replacement product will be shipped to Purchaser by method chosen by Sight & Sound Music Software, Inc. to any destination within the United States of America. If Purchaser desires a specific form of conveyance, or is located outside the USA borders, Purchaser must bear the cost of return shipment.

SIGHT & SOUND MUSIC SOFTWARE, INC. IS NOT RESPONSIBLE FOR INCIDENTAL OR CONSEQUENTIAL DAMAGES RESULTING FROM THE BREACH OF ANY EXPRESS OR IMPLIED WARRANTY, INCLUDING DAMAGE TO PROPERTY AND, TO THE EXTENT PERMITTED BY LAW, DAMAGES FOR PERSONAL INJURY. THIS WARRANTY IS IN LIEU OF ALL OTHER WARRANTIES. ANY IMPLIED WARRANTIES, OF MERCHANTABILITY AND FITNESS FOR A PARTICULAR PURPOSE, ARE LIMITED IN DURATION OF NINETY (90) DAYS FROM THE DATE OF RETAIL PURCHASE OF THIS PRODUCT. SOME STATES DO NOT ALLOW THIS EXCLUSION OR LIMITATION OF INCIDENTAL AND CONSEQUENTIAL DAMAGES OR LIMITATIONS OF HOW LONG AN IMPLIED WARRANTY LASTS, SO THE ABOVE LIMITATION OR EXCLUSION MAY NOT APPLY TO YOU.

This warranty shall not be applicable to the extent that any provision of this warranty is prohibited by any Federal, State or Municipal Law which cannot be preempted. The warranty gives specific legal rights and you may also have other legal rights which vary from state to state.

## USER SUPPORT INFORMATION

Sight & Sound Music Software, Inc. makes every attempt to ensure that you have purchased a product of excellent quality. Every product is subjected to rigorous testing. This Owner's Manual is as detailed and complete as possible to help you realize the full benefits of the software product you have purchased. Refer to this manual often.

## CUSTOMER SERVICE

For additional support, Sight & Sound Music Software, Inc. Customer Service personnel are available to assist you from 8:00 AM to 5:00 PM (central time zone) Monday through Friday. Our telephone is 800-25SOUND (800-257-6863).

## AFTER EXPIRATION OF LIMITED WARRANTY


**DISKETTE\* REPLACEMENT POLICY.** If, after the expiration of the Limited Warranty but before the end of the second year after the date of purchase of the diskette by Purchaser, a defect in the diskette should occur, which is not the result of accident, abuse or misapplication of the diskette, Purchaser may return the defective diskette postage prepaid to Sight & Sound Music Software, Inc. accompanied by proof of date of purchase and a check or money order for \$7.00 (American currency), and Sight & Sound Music Software, Inc. will replace the diskette. Sight & Sound Music Software, Inc. reserves the right, in its discretion, to replace the defective diskette with a diskette on which a new or revised version of the Program is recorded.

\*If the Product being returned is a diskette, it must have the original Sight & Sound Music Software, Inc. manufactured label affixed. Sight & Sound Music Software, Inc. will not accept any diskette with a facsimile label attached.



CNC-SA-M  
Printed in U.S.A.

**SIGHT & SOUND**  
Music Software, Inc.

3200 South 166th Street New Berlin, WI 53151



NO POSTAGE  
NECESSARY  
IF MAILED  
IN THE  
UNITED STATES



**BUSINESS REPLY CARD**  
FIRST CLASS PERMIT NO. 179 New Berlin, WI.



POSTAGE WILL BE PAID BY ADDRESSEE

**SIGHT & SOUND**  
Music Software, Inc.

P. O. Box 27  
NEW BERLIN, WI 53151  
USA

ATTN: Warranty/Registration

## FREE POSTER OFFER

We hope you enjoy your new music program and appreciate your prompt response. We'd like to send you a free full-sized color poster featuring the exciting graphics displayed on the front of our software packages. Choose from 5 different posters. We'll even pay for all postage and handling. Simply complete the information below and mail in your warranty/registration card today to ensure identification as the original purchaser.

Please send me the following poster free of charge:

- |   |  |
|---|--|
| <input type="checkbox"/> We Unleash The Music | <input type="checkbox"/> Incredible Musical Keyboard |
| <input type="checkbox"/> Music Processor      | <input type="checkbox"/> Kawasaki Rhythm Rocker      |
| <input type="checkbox"/> Kawasaki Synthesizer |  |

NAME \_\_\_\_\_

ADDRESS \_\_\_\_\_

CITY, ST, ZIP \_\_\_\_\_

SOFTWARE PURCHASED \_\_\_\_\_

DATE PURCHASED \_\_\_\_\_

I purchased this software from:  Computer Store  Dept. Store  Discount Store  Music Store  Video/Stereo Store  Mail Order  Other: \_\_\_\_\_

I first heard of Sight & Sound Music Software from a:  Friend  My Children  Magazine Ad  Newspaper Ad  Television Ad  Other: \_\_\_\_\_

What other music software programs do you already own? \_\_\_\_\_

Did you purchase this music software for:  Yourself  Someone outside your family  Another member of the family  Other: \_\_\_\_\_

What magazines do you most frequently read?

Computer related: \_\_\_\_\_

Other: \_\_\_\_\_

Do you currently play a musical instrument? If so, what instrument(s)? \_\_\_\_\_

Would you like to own a musical instrument? If so, what instrument(s)? \_\_\_\_\_

Age of person who purchased the software \_\_\_\_\_

Age of person who uses the software \_\_\_\_\_

\_\_\_\_\_  
*Sign and date here to validate*

**SIGHT & SOUND**  
Music Software, Inc.

**WE UNLEASH THE MUSIC IN YOU.™**

COMPUTER SONG ALBUM™ #4

# ON-STAGE

The computer program on this disk is © 1984 by M. Peter Engelbrite. All Rights Reserved. No claim to copyright is made for songs contained hereon. All songs are independently licensed for use on this album.

For the Commodore 64

SIGHT & SOUND  
Music Software, Inc.

Commodore is a registered trademark of Commodore Business Machines, Inc.

# ON STAGE

lets you listen to the exciting hits of your favorite artists while you control computer-generated instrument sounds and special effects.

Title	Made Famous By
<b>On The Road Again</b>	<b>Willie Nelson</b>
<b>Ease On Down The Road</b>	<b>Movie: The Wiz</b>
<b>Rise</b>	<b>Herb Albert</b>
<b>Duelling Banjos</b>	<b>Movie: Deliverance</b>
<b>Catina Band</b>	<b>Movie: Star Wars</b>
<b>Entertainment Tonight</b>	<b>TV Show: Entertainment Tonight</b>
<b>Charlie's Angels</b>	<b>TV Show: Charlie's Angels</b>
<b>Far From Over</b>	<b>Frank Stallone</b>

With On-Stage you can listen to computer-generated versions of your favorite hits. Complete with bass, rhythm, melody and harmony. And use an optional joystick to select and change the instrument sounds and special effects that play each part.

And all the time the songs are playing at any tempo you choose, you're watching exciting graphics of dancing notes.

By adding the Sight & Sound Music Processor, you can choose from even more instruments and electronic sound effects to play these hits. Or play along using your computer's keyboard.

Sight & Sound Computer Song Albums are also compatible with the Music Video Kit, that lets you create your own animated graphics.

**SIGHT & SOUND**  
Music Software, Inc.

**We unleash the music in you.™**

3200 South 166th Street, New Berlin, Wisconsin 53151



78426 00062